



**FITTING INSTRUCTIONS FOR SP0078BK SWING-ARM PROTECTORS
YAMAHA R6 AND R1**




**THIS KIT CONTAINS THE ITEMS PICTURED AND LABELLED BELOW.
DO NOT PROCEED UNTIL YOU ARE SURE ALL PARTS ARE PRESENT.**

Please note that the way the kit is packed does not necessarily represent the way of mounting to the bike

THE PARTS SHOWN MAY BE REPRESENTATIVE ONLY (FOR CLARITY OF INSTRUCTIONS ONLY)



LEFT HAND SIDE



Please note that in cases where kits are packed with rubber washers holding the components onto the bolt – *the rubber washers should be thrown away!*

TOOLS REQUIRED

- 4mm metric Allen key.

Left-hand side (as you sit on bike)

- Fit the button headed bolt through crash protector so head sits in counter-bore.
- Place the crash protector on to the mounting block.
- Place special nut on exposed end of bolt so tapered face goes into recess of the mounting block.
- Tighten bolt until tapered portion of nut just contacts in the recessed face of the mounting block.
- Place this assembly into the left hand side of the rear wheel spindle.
- Tighten the bolt so crash protector is held in position firmly (do not over tighten).
- **Regularly check to ensure crash protector remains tight.**

Right-hand side (as you sit on bike)

- Fit the button headed bolt through crash protector so head sits in counter-bore.
- Place the crash protector on to the mounting block.
- Place special nut on exposed end of bolt so tapered face goes into recess of the mounting block.
- Tighten bolt until tapered portion of nut just contacts the recess face of the mounting block.
- Place the tube spacer over the exposed rear spindle nut.
- Place this assembly into the right hand side of the rear wheel spindle.
- Tighten the bolt so crash protector is held in position firmly (do not over tighten).
- **Regularly check to ensure crash protector remains tight.**



Issue 1 17/08/2017 (AR)

CONSUMER NOTICE

The catalogue description and any exhibition of samples are only broad indications of the Products and R&G may make design changes which do not diminish their performance or visual appeal and supplying them in such state shall conform to the order. The Buyer acknowledges no representation or warranty (other than as to title) has been given or will apply to the Products other than those in R&G's order or confirmation and the Buyer confirms it has chosen the Products as being of merchantable quality and suitable for its particular purposes. Where R&G fits the Products or undertakes other services it shall exercise reasonable skill and care and rectify any fault free of charge unless the workmanship has been disturbed. The Buyer is responsible for ensuring that the warranty on the motorcycle is not affected by the fitting of the Products. On return of any defective Products R&G shall at its option either supply a replacement or refund the purchase money but shall not be liable if the Products have been modified or used or maintained otherwise than in accordance with R&G's or manufacturer's instructions and good engineering practice or if the defect arises from accident or neglect. Other than identified above and subject to R&G not limiting its liability for causing death and personal injury, it shall not be liable for indirect or consequential loss and otherwise its liability shall be limited to the amounts paid by the Buyer for the Products or the fitting or service concerned. These terms do not affect the Buyer's statutory rights.

R&G RACING RETURNS POLICY (NON-FAULTY GOODS)

Returns must be pre-authorized (if not pre-authorized the return will be rejected). Goods may only be returned direct to us if they were purchased direct from us (customer must prove if necessary). Otherwise to be returned to original vendor. Goods must be in re-sellable condition, in the opinion of R&G Racing. All returns are subject to a 25% restocking and handling fee (25% of the gross value exc. P&P – at the prevailing price at time of purchase). The customer must pay any and all carriage charges. No returns of discontinued products, unless within 14 days of purchase. This policy does not affect your statutory rights and does not refer to faulty goods.

R&G Racing
Unit 1, Shelleys Lane, East Worldham, Alton, Hampshire, GU34 3AQ
Tel: +44 (0) 1420 89007 | Fax : +44 (0) 1420 87301 | Email: info@rg-racing.com




**Instructions de montage pour SP0078BK Protections bras oscillant
YAMAHA R6 AND R1**




LE KIT CONTIENT LES ARTICLES EXPOSES CI-DESSOUS, VERIFIER QUE TOUTES LES PIECES SOIENT PRESENTES AVANT DE PROCEDER AU MONTAGE.

LA FAÇON DONT LE KIT EST EMBALLE NE CORRESPOND PAS FORCEMENT A LA FAÇON DE MONTER LES PIECES SUR LA MOTO.

LES PIECES PRESENTEES PEUVENT N'ETRE QUE REPRESENTATIVES, AFIN DE FACILITER ET CLARIFIER LES INSTRUCTIONS DE MONTAGE.



Coté gauche



Notez que si les kits sont emballés avec des rondelles en caoutchouc servant à tenir les composants, ces rondelles doivent être jetées.

Outils requis

- Clé Allen 4mm

Coté gauche assis sur la moto:

- Mettre le boulon à tête en capuchon avec la rondelle à travers la protection crash de sorte à ce que la tête aille dans le contre alésage.
- Placer la protection crash sur le bloc de montage.
- Placer l'écrou spécial sur l'extrémité du boulon de façon à ce que la face fuselée aille dans le creux du bloc de montage.
- Serrer le boulon jusqu'à ce que la portion fuselée de l'écrou rentre juste en contact avec le creux du bloc de montage.
- Placer cet ensemble dans l'ouverture hexagonale en position (comme ci-dessus).
- Serrer le boulon pour que la protection crash soit bien tenue en position (ne pas trop serrer).
- **Vérifier régulièrement pour que la protection crash reste serrée.**

Coté droit assis sur la moto:

- Mettre le boulon à tête en capuchon avec la rondelle à travers la protection crash de sorte à ce que la tête aille dans le contre alésage.
- Placer la protection crash sur le bloc de montage.
- Placer l'écrou spécial sur l'extrémité du boulon de façon à ce que la face fuselée aille dans le creux du bloc de montage.



- Placer l'entretoise tube autour de l'écrou arrière.
- Placer cet ensemble dans l'ouverture hexagonale en position (comme ci-dessus).
- Serrer le boulon pour que la protection crash soit bien tenue en position (ne pas trop serrer).
- **Vérifier régulièrement pour que la protection crash reste serrée.**

Issue 1 17/08/2017 (AR)

CONSUMER NOTICE

The catalogue description and any exhibition of samples are only broad indications of the Products and R&G may make design changes which do not diminish their performance or visual appeal and supplying them in such state shall conform to the order. The Buyer acknowledges no representation or warranty (other than as to title) has been given or will apply to the Products other than those in R&G's order or confirmation and the Buyer confirms it has chosen the Products as being of merchantable quality and suitable for its particular purposes. Where R&G fits the Products or undertakes other services it shall exercise reasonable skill and care and rectify any fault free of charge unless the workmanship has been disturbed. The Buyer is responsible for ensuring that the warranty on the motorcycle is not affected by the fitting of the Products. On return of any defective Products R&G shall at its option either supply a replacement or refund the purchase money but shall not be liable if the Products have been modified or used or maintained otherwise than in accordance with R&G's or manufacturer's instructions and good engineering practice or if the defect arises from accident or neglect. Other than identified above and subject to R&G not limiting its liability for causing death and personal injury, it shall not be liable for indirect or consequential loss and otherwise its liability shall be limited to the amounts paid by the Buyer for the Products or the fitting or service concerned. These terms do not affect the Buyer's statutory rights.

R&G RACING RETURNS POLICY (NON-FAULTY GOODS)

Returns must be pre-authorized (if not pre-authorized the return will be rejected). Goods may only be returned direct to us if they were purchased direct from us (customer must prove if necessary). Otherwise to be returned to original vendor. Goods must be in re-sellable condition, in the opinion of R&G Racing. All returns are subject to a 25% restocking and handling fee (25% of the gross value exc. P&P – at the prevailing price at time of purchase). The customer must pay any and all carriage charges. No returns of discontinued products, unless within 14 days of purchase. This policy does not affect your statutory rights and does not refer to faulty goods.