



**Fitting Instructions for RAD0150BK Radiator Guard**  
**HONDA CB500F 2013**




**In This Kit There Should Be**  
**1x Radiator Guard (RAD0150BK).**  
**2x 100mm Lengths of self-adhesive Foam.**

**TOOLS REQUIRED**

- Socket set to include 10mm socket & wrench.
  - 4,5 and 6mm Allen key.



PICTURE 1



PICTURE 2



PICTURE 3

### **FITTING INSTRUCTIONS**

- To fit the radiator guard to the bike cut the foam strip provided into 10mm wide pieces and stick them to the back of the radiator guard frame, so that they sit between the radiator guard and the radiator.
- Remove the two bolts arrowed in pictures 1 and 2.
- Remove the upper mounting bolt as arrowed in picture 3.
- Gently ease the plastic radiator surround away from radiator and offer the radiator guard into position and reusing the original bolt to secure the top mount as shown in picture 1.
- Using the two original bolts secure the lower mounting brackets as shown in pictures 1 and 2.
- Tighten all bolts evenly and ensure the radiator is correctly mounted.

ISSUE 1 12/04/2013 (NSY)

### **CONSUMER NOTICE**

The catalogue description and any exhibition of samples are only broad indications of the Products and R&G may make design changes which do not diminish their performance or visual appeal and supplying them in such state shall conform to the order. The Buyer acknowledges no representation or warranty (other than as to title) has been given or will apply to the Products other than those in R&G's order or confirmation and the Buyer confirms it has chosen the Products as being of merchantable quality and suitable for its particular purposes. Where R&G fits the Products or undertakes other services it shall exercise reasonable skill and care and rectify any fault free of charge unless the workmanship has been disturbed. The Buyer is responsible for ensuring that the warranty on the motorcycle is not affected by the fitting of the Products. On return of any defective Products R&G shall at its option either supply a replacement or refund the purchase money but shall not be liable if the Products have been modified or used or maintained otherwise than in accordance with R&G's or manufacturer's instructions and good engineering practice or if the defect arises from accident or neglect.

Other than identified above and subject to R&G not limiting its liability for causing death and personal injury, it shall not be liable for indirect or consequential loss and otherwise its liability shall be limited to the amounts paid by the Buyer for the Products or the fitting or service concerned. These terms do not affect the Buyer's statutory rights.

### **R&G RACING RETURNS POLICY (NON-FAULTY GOODS)**

Returns must be pre-authorized (if not pre-authorized the return will be rejected). Goods may only be returned direct to us if they were purchased direct from us (customer must prove if necessary). Otherwise to be returned to original vendor. Goods must be in re-sellable condition, in the opinion of R&G Racing. All returns are subject to a 25% restocking and handling fee (25% of the gross value exc. P&P – at the prevailing price at time of purchase). The customer must pay any and all carriage charges. No returns of discontinued products, unless within 14 days of purchase. This policy does not affect your statutory rights and does not refer to faulty goods.



**Instructions de montage RAD0150BK Grille de protection radiateur**  
**HONDA CB500F 2013**



**Le kit doit contenir:**

- 1 x Grille de protection radiateur (RAD0150BK)
- 2x 100mm Mousse autocollante

**Outils requis**

- Jeu de clés de 10mm.
- Clé Allen 4,5 et 6mm.



PHOTO 1




PHOTO 2



PHOTO 3

### **Instructions de montage**

- Couper la mousse en bandeaux de 10mm puis collez ces bandeaux au bas du support de protection radiateur, de façon à ce que ces bandeaux se situent entre la protection radiateur et le radiateur.
- Enlever les 2 boulons indiqués sur les Photos 1 et 2.
- Enlever le boulon du support supérieur (Photo 3).
- Extraire délicatement le contour en plastique de radiateur, du radiateur et mettre la grille de protection radiateur en position, réutiliser le boulon d'origine pour fixer le support supérieur (Photo 1).
- Utiliser les 2 nouveaux boulons et écrous pour fixer les supports de fixation inférieurs (Photos 1 et 2).
- Serrer tous les boulons de façon égale et assurez vous que le radiateur soit correctement monté.

ISSUE 1 12/04/2013 (NSY)

### **CONSUMER NOTICE**

The catalogue description and any exhibition of samples are only broad indications of the Products and R&G may make design changes which do not diminish their performance or visual appeal and supplying them in such state shall conform to the order. The Buyer acknowledges no representation or warranty (other than as to title) has been given or will apply to the Products other than those in R&G's order or confirmation and the Buyer confirms it has chosen the Products as being of merchantable quality and suitable for its particular purposes. Where R&G fits the Products or undertakes other services it shall exercise reasonable skill and care and rectify any fault free of charge unless the workmanship has been disturbed. The Buyer is responsible for ensuring that the warranty on the motorcycle is not affected by the fitting of the Products. On return of any defective Products R&G shall at its option either supply a replacement or refund the purchase money but shall not be liable if the Products have been modified or used or maintained otherwise than in accordance with R&G's or manufacturer's instructions and good engineering practice or if the defect arises from accident or neglect.

Other than identified above and subject to R&G not limiting its liability for causing death and personal injury, it shall not be liable for indirect or consequential loss and otherwise its liability shall be limited to the amounts paid by the Buyer for the Products or the fitting or service concerned. These terms do not affect the Buyer's statutory rights.

### **R&G RACING RETURNS POLICY (NON-FAULTY GOODS)**

Returns must be pre-authorized (if not pre-authorized the return will be rejected). Goods may only be returned direct to us if they were purchased direct from us (customer must prove if necessary). Otherwise to be returned to original vendor. Goods must be in re-sellable condition, in the opinion of R&G Racing. All returns are subject to a 25% restocking and handling fee (25% of the gross value exc. P&P – at the prevailing price at time of purchase). The customer must pay any and all carriage charges. No returns of discontinued products, unless within 14 days of purchase. This policy does not affect your statutory rights and does not refer to faulty goods.

R&G Racing

Unit 1, Shelley's Lane, East Worldham, Alton, Hampshire, GU34 3AQ

Tel: +44 (0)1420 89007 Fax: +44 (0)1420 87301 [www.rg-racing.com](http://www.rg-racing.com) Email: [info@rg-racing.com](mailto:info@rg-racing.com)





**Montageanleitung für den RAD0150BK Kühlerschutz**  
**HONDA CB500F 2013**



**Dieser Kit beinhaltet:**  
1x Kühlerschutz (RAD0150BK)  
2x 100mm selbstklebende Schaumstoffstreifen

**SIE BENÖTIGEN FOLGENDES WERKZEUG:**

- 10mm Steckschlüssel
- 4,5 und 6mm Inbusschlüssel



ABBILDUNG 1




ABBILDUNG 2



ABBILDUNG 3

## **MONTAGEANLEITUNG**

- Um den Kühlerschutz am Motorrad zu montieren, schneiden Sie zuerst die mitgelieferten Schaumstoffstreifen in 10 mm breiten Streifen und kleben Sie diese auf der Rückseite des Kühlerschutzrahmens, so dass sie zwischen dem Kühlerschutz und dem Kühler angebracht sind.
- Entfernen Sie die zwei Schrauben, die in Abbildungen 1 und 2 markiert sind.
- Entfernen Sie die obere Montageschraube, wie in Abbildung 3 abgebildet.
- Vorsichtig die Verkleidung (um den Kühler) vom Kühler wegdrücken und den Kühlerschutz in Position bringen. Verwenden Sie die Originalschraube, um die Halterung zu befestigen, wie in Abbildung 1 abgebildet.
- Verwenden Sie die zwei Originalschrauben, um die unteren Montagehalterungen zu befestigen (siehe Abbildungen 1 und 2).
- Ziehen Sie alle Schrauben fest und überprüfen Sie, dass der Kühler ordnungsgemäß montiert ist.

AUSGABE 1 12/04/2013 (NSY)

### **CONSUMER NOTICE**

The catalogue description and any exhibition of samples are only broad indications of the Products and R&G may make design changes which do not diminish their performance or visual appeal and supplying them in such state shall conform to the order. The Buyer acknowledges no representation or warranty (other than as to title) has been given or will apply to the Products other than those in R&G's order or confirmation and the Buyer confirms it has chosen the Products as being of merchantable quality and suitable for its particular purposes. Where R&G fits the Products or undertakes other services it shall exercise reasonable skill and care and rectify any fault free of charge unless the workmanship has been disturbed. The Buyer is responsible for ensuring that the warranty on the motorcycle is not affected by the fitting of the Products. On return of any defective Products R&G shall at its option either supply a replacement or refund the purchase money but shall not be liable if the Products have been modified or used or maintained otherwise than in accordance with R&G's or manufacturer's instructions and good engineering practice or if the defect arises from accident or neglect.

Other than identified above and subject to R&G not limiting its liability for causing death and personal injury, it shall not be liable for indirect or consequential loss and otherwise its liability shall be limited to the amounts paid by the Buyer for the Products or the fitting or service concerned. These terms do not affect the Buyer's statutory rights.

### **R&G RACING RETURNS POLICY (NON-FAULTY GOODS)**

Returns must be pre-authorized (if not pre-authorized the return will be rejected). Goods may only be returned direct to us if they were purchased direct from us (customer must prove if necessary). Otherwise to be returned to original vendor. Goods must be in re-sellable condition, in the opinion of R&G Racing. All returns are subject to a 25% restocking and handling fee (25% of the gross value exc. P&P – at the prevailing price at time of purchase). The customer must pay any and all carriage charges. No returns of discontinued products, unless within 14 days of purchase. This policy does not affect your statutory rights and does not refer to faulty goods.

R&G Racing

Unit 1, Shelley's Lane, East Worldham, Alton, Hampshire, GU34 3AQ

Tel: +44 (0)1420 89007 Fax: +44 (0)1420 87301 [www.rg-racing.com](http://www.rg-racing.com) Email: [info@rg-racing.com](mailto:info@rg-racing.com)