




**Fitting Instructions for RAD0093 Radiator Guard
SUZUKI GSX1250FA 2010**



PICTURE 1



PICTURE 2



PICTURE 3



In This Kit There Should Be
1x Radiator Guard (RAD0093)
2x 100mm Lengths of Foam

- To fit the radiator guard to the bike cut the foam strip provided into 10mm wide pieces and stick them to the back of the radiator guard frame, so that they sit between the radiator guard and the radiator.
- Remove the three top radiator-mounting bolts in position arrowed in pictures 1 and 2.
- Remove the bottom radiator-mounting bolt in position arrowed in picture 3.
- Fit the radiator guard and secure to top mounting brackets using original bolts as shown in pictures 1 and 2.
- Secure to bottom mounting bracket in position arrowed in picture 3 using original bolt.

CONSUMER NOTICE



The catalogue description and any exhibition of samples are only broad indications of the Products and R&G may make design changes which do not diminish their performance or visual appeal and supplying them in such state shall conform to the order. The Buyer acknowledges no representation or warranty (other than as to title) has been given or will apply to the Products other than those in R&G's order or confirmation and the Buyer confirms it has chosen the Products as being of merchantable quality and suitable for its particular purposes. Where R&G fits the Products or undertakes other services it shall exercise reasonable skill and care and rectify any fault free of charge unless the workmanship has been disturbed. The Buyer is responsible for ensuring that the warranty on the motorcycle is not affected by the fitting of the Products. On return of any defective Products R&G shall at its option either supply a replacement or refund the purchase money but shall not be liable if the Products have been modified or used or maintained otherwise than in accordance with R&G's or manufacturer's instructions and good engineering practice or if the defect arises from accident or neglect. Other than identified above and subject to R&G not limiting its liability for causing death and personal injury, it shall not be liable for indirect or consequential loss and otherwise its liability shall be limited to the amounts paid by the Buyer for the Products or the fitting or service concerned. These terms do not affect the Buyer's statutory rights.

R&G RACING RETURNS POLICY (NON-FAULTY GOODS)

Returns must be pre-authorized (if not pre-authorized the return will be rejected). Goods may only be returned direct to us if they were purchased direct from us (customer must prove if necessary). Otherwise to be returned to original vendor. Goods must be in re-sellable condition, in the opinion of R&G Racing. All returns are subject to a 25% restocking and handling fee (25% of the gross value exc. P&P – at the prevailing price at time of purchase). The customer must pay any and all carriage charges. No returns of discontinued products, unless within 14 days of purchase. This policy does not affect your statutory rights and does not refer to faulty goods.



**INSTRUCTIONS DE MONTAGE POUR RAD0093
GRILLE RADIATEUR
SUZUKI GSX1250FA 2010**



IMAGE_1





Ce kit contient
1x Grille radiateur (RAD0093)
2x 100mm Longeurs de mousse

- Couper la bande en mousse fourni sur 10mm de large et ainsi que des morceaux pour les coller à l'arrière du châssis protège-radiateur, afin qu'elles se placent entre la grille radiateur et le radiateur.
- Retirer les trois premiers boulons en position fléché en images 1 et 2.
- Enlever la vis de fixation comme sur l'image 3.
- Monter la grille radiateur et sécuriser en utilisant les boulons d'origine comme indiqué sur l'image 1 et 2.
- Fixer comme sur l'image 3 en utilisant le boulon d'origine.

CONSUMER NOTICE

The catalogue description and any exhibition of samples are only broad indications of the Products and R&G may make design changes which do not diminish their performance or visual appeal and supplying them in such state shall conform to the order. The Buyer acknowledges no representation or warranty (other than as to title) has been given or will apply to the Products other than those in R&G's order or confirmation and the Buyer confirms it has chosen the Products as being of merchantable quality and suitable for its particular purposes. Where R&G fits the Products or undertakes other services it shall exercise reasonable skill and care and rectify any fault free of charge unless the workmanship has been disturbed. The Buyer is responsible for ensuring that the warranty on the motorcycle is not affected by the fitting of the Products. On return of any defective Products R&G shall at its option either supply a replacement or refund the purchase money but shall not be liable if the Products have been modified or used or maintained otherwise than in accordance with R&G's or manufacturer's instructions and good engineering practice or if the defect arises from accident or neglect. Other than identified above and subject to R&G not limiting its liability for causing death and personal injury, it shall not be liable for indirect or consequential loss and otherwise its liability shall be limited to the amounts paid by the Buyer for the Products or the fitting or service concerned. These terms do not affect the Buyer's statutory rights.

R&G RACING RETURNS POLICY (NON-FAULTY GOODS)

Returns must be pre-authorized (if not pre-authorized the return will be rejected). Goods may only be returned direct to us if they were purchased direct from us (customer must prove if necessary). Otherwise to be returned to original vendor. Goods must be in re-sellable condition, in the opinion of R&G Racing. All returns are subject to a 25% restocking and handling fee (25% of the gross value exc. P&P – at the prevailing price at time of purchase). The customer must pay any and all carriage charges. No returns of discontinued products, unless within 14 days of purchase. This policy does not affect your statutory rights and does not refer to faulty goods.

R&G Racing

Unit 1, Shelley's Lane, East Worldham, Alton, Hampshire, GU34 3AQ

Tel: +44 (0)1420 89007 Fax: +44 (0)1420 87301 www.rg-racing.com Email: info@rg-racing.com



**Montageanleitung für den RAD0093 Kühlerschutz
SUZUKI GSX1250FA 2010**




ABBILDUNG 1




ABBILDUNG 2



ABBILDUNG 3



Dieser Kit enthält
1x Kühlerschutz (RAD0093)
2x 100mm Schaumstoffstreifen

- Um den Kühlerschutz am Motorrad zu montieren, schneiden Sie zuerst die mitgelieferten Schaumstoff-Streifen in 10 mm breiten Streifen und kleben Sie diese auf der Rückseite des Kühlerschutzrahmens, so dass sie zwischen dem Kühlerschutz und dem Kühler angebracht sind.
- Entfernen Sie die drei oberen Montageschrauben für den Kühler (siehe Abbildungen 1 und 2).
- Entfernen Sie die untere Montageschraube am Kühler (siehe Abbildung 3).
- Montieren Sie den Kühlerschutz und befestigen Sie ihn mit den Originalschrauben an den oberen Montagehaltern (wie in Abbildungen 1 und 2 abgebildet).
- Fixieren Sie den unteren Halter in Position mittels der Originalschraube (siehe Abbildung 3).